

ARV-2-KA

COMBINATION AIR RELEASE VALVE DN50



The ARV-2-KA incorporates a kinetic and an automatic air release valve in one single valve body. Its function is to allow air to be expelled from the pipeline during filling, and air to be admitted into the pipeline during emptying.

ADVANTAGES

- ▷ Designed to extract air from pipes, large filters, tanks or any other similar equipment which must work without the presence of air.
- ▷ An exclusive independent double seal system, one for kinetic function and the other for automatic function.
- ▷ Due to its exclusive internal design, the float is not affected by the air stream. Only water will shut the valve.
- ▷ Its outlet elbow features an internal filter to prevent debris from entering.
- ▷ The valve is UV stable

OPERATIONS

- ▷ **Kinetic Function:** Vents air from the pipes as they fill. When the water reaches the valve, the float rises, closing the valve.
- ▷ **Automatic Function:** Purges the pipeline of air during operation by allowing the main float to drop, opening the smaller orifice which vents the air whilst still maintaining the main seal.
- ▷ Pipeline collapsing is prevented by allowing the air to be drawn in through the valve.

TECHNICAL DATA

Pressure Classes	PN16	
Maximum working Pressure	16 Bar (225 PSI)	
Temperature Range	0°C to 80°C	
Connection	50mm Male BSP	50mm Male NPT
Volume of Air Extracted	At least 238m ³ /h at 5 PSI	
Inlet Size	50mm	
Outlet Size	32mm	
Weight	0.83kg	
Height	272mm	
Width	100mm	



ARV-2-KA

COMBINATION AIR RELEASE VALVE

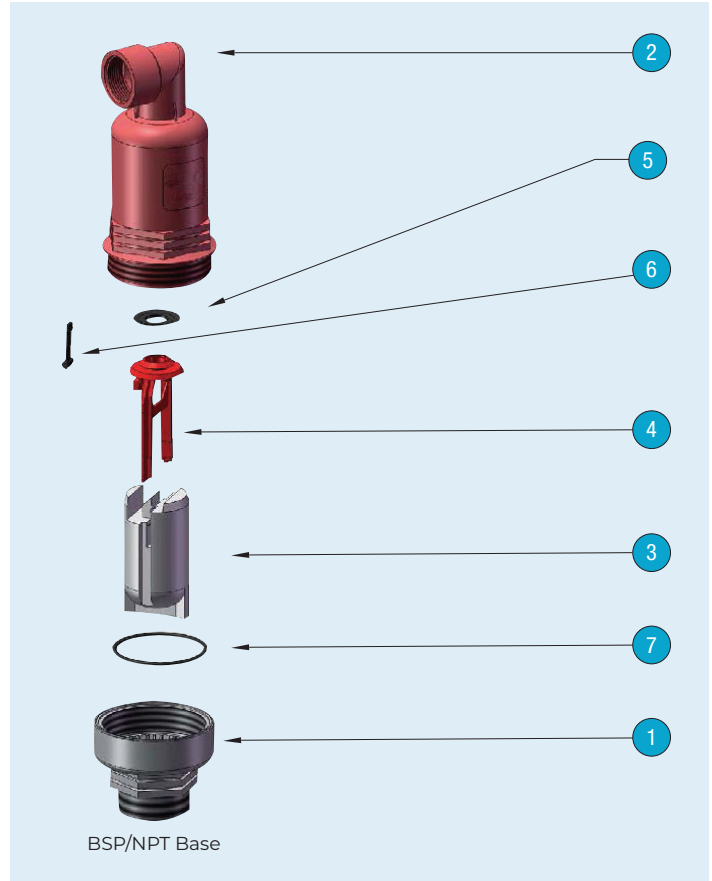
MATERIAL SPECIFICATIONS & PARTS LIST

NO.	DESCRIPTION	MATERIAL
1	Base	Fibreglass-Reinforced Polyamide
2	Body	Fibreglass-Reinforced Polyamide
3	Float	Polypropylene
4	Yoke	Fibreglass-Reinforced Polyamide
5 *	Seal	EPDM
6 *	Secondary Seal	EPDM
7 *	O Ring	NBR

* Spare Parts

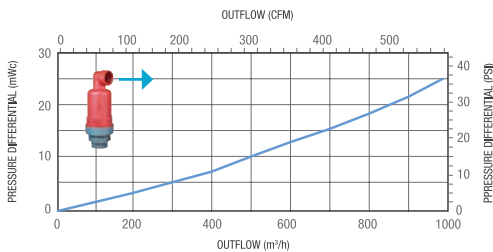
INSTALLATION

- ▷ For correct operation, the valve should always be in a vertical position.
- ▷ It is recommended to install a manual ball valve under the ARV, in order to make maintenance and repair operations easier without shutting the whole system.
- ▷ For correct operation, valves must undergo regular routine checks. The check should include the cleaning of the internal components and inspection of the seal conditions.

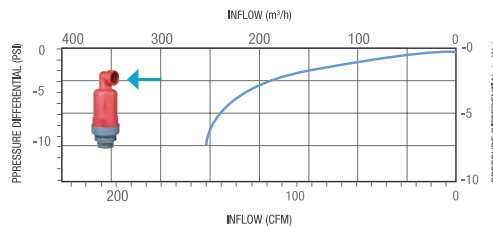


AIR INFLOW & OUTFLOW

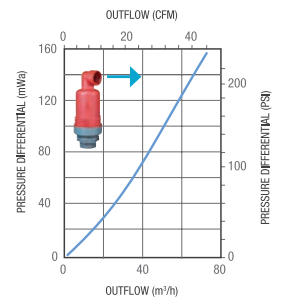
Air OUTFLOW Main Seal



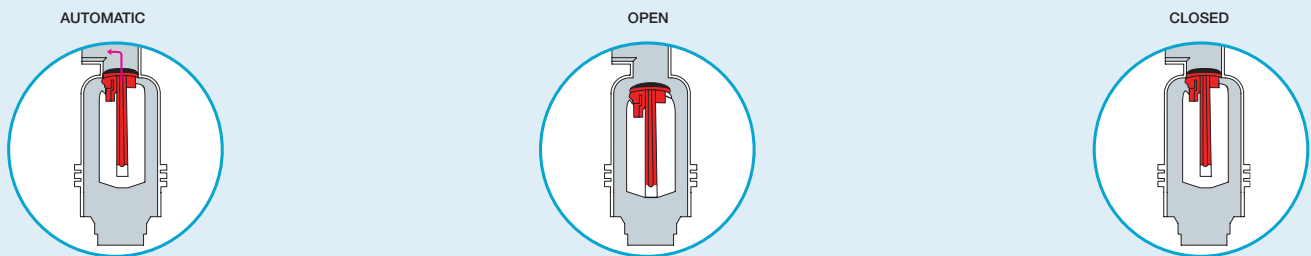
Air INFLOW Main Seal



Air OUTFLOW Secondary Seal



PRINCIPLE OF OPERATION



54 Enterprise Drive, Bundoora, VIC, 3083
 p. 1300 789 256 | e. sales@avfi.com.au
 avfi.com.au

Designs, material and specifications shown are subject to change without notice due to our continuing program of product development.

All content is protected by Copyright and is owned and/or licensed by AVFI Pty Ltd. Copyright © AVFI Pty Ltd

